

DESIGNS FOR THE "FRAM"

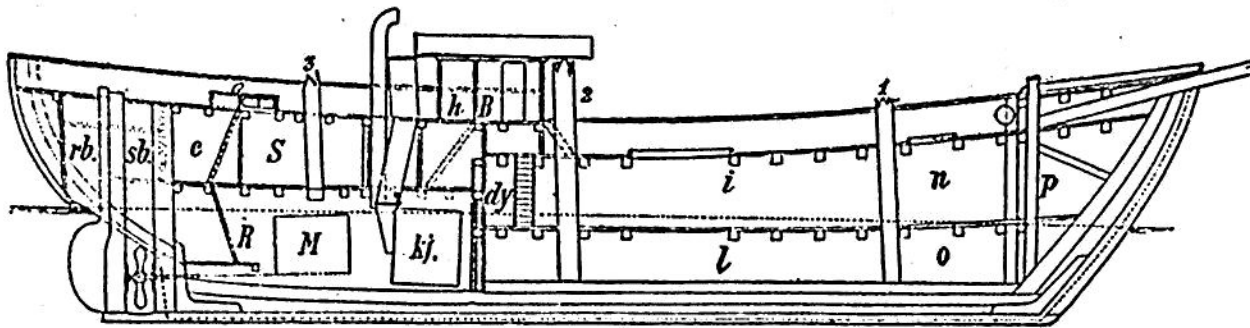


Fig. 1. Longitudinal section.

Scale.

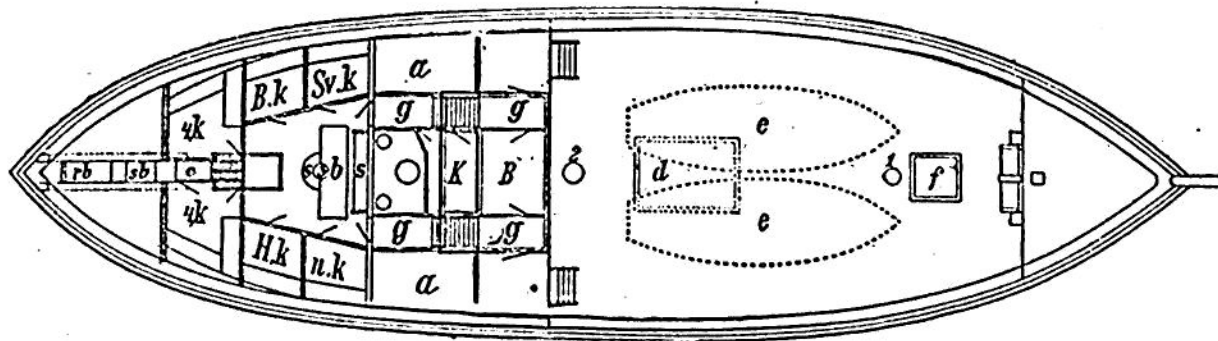



Fig. 2. Plan.

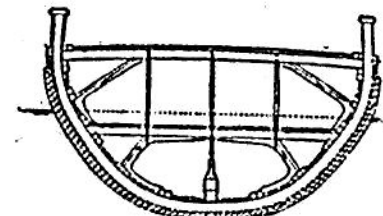


Fig. 3. Transverse section amidships.

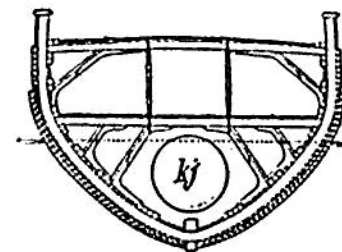


Fig. 4. Transverse section at the engine-room.

rb Rudder-well. *sb* Propeller-well. *S* Saloon. *s* Sofas in saloon. *b* Table in saloon. *Sv.k* Sverdrup's cabin. *B.k* Blessing's cabin. *4k* Four-berth cabins. *H.k* Scott-Hansen's cabin. *n.k* Nansen's cabin. *c* Way down to engine-room. *R* Engine-room. *M* Engine. *kj* Boiler. *g* Companions leading from saloon. *K* Cook's galley. *B* Chart-room. *h* Work-room. *dy* Place for the dynamo. *d* Main-hatch. *e* Long boats. *i* Main-hold. *l* Under-hold. *f* Fore-hatch. *n* Fore-hold. *o* Under fore-hold. *p* Pawl-bit. *1* Foremast. *2* Mainmast. *3* Mizzenmast.