

Fig. 155.




Fig. 156.



Fig 157.


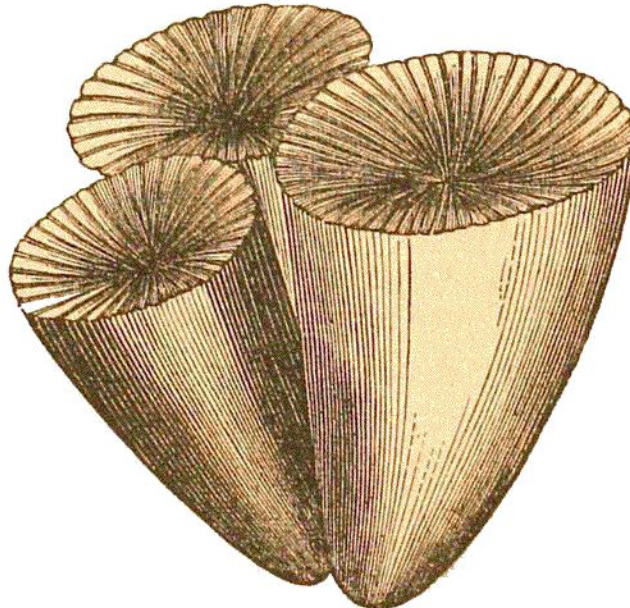


Fig. 158.

*Cyathophyllum Turbinatum.*

Professor Hall, little else had been described but the serrated arms of this peculiar animal. But he has traced it from its earliest development till it shows itself as a fixed (possibly free) animal, having a bilateral arrangement in its arms, as shown in Fig. 159, which is the *Graptolithus Logani*. The arms here are broken off; but in Fig. 160 they are extended far enough to bring the serratures into view. Generally these serrated arms are all that have been figured.