

represents a fragment of *Aulopora serpens*.: Fig. 211, *Favosites fibrosa*, and Fig. 212, *Astrea rugosa*.

Fig. 212.


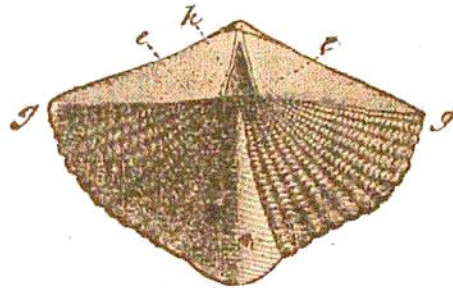


Fig. 214.

*Spirifer hystericus*.

Of the Brachiopoda we show in Figs. 213, 214, 215, two interesting species of *Spirifer*; one of which, Fig. 213, goes with late authors under the

Fig. 213.

*Trigonotreta speciosa*.

name of *Trigonotreta*, and Fig. 214 is *Spirifer hystericus*. Fig. 215 gives a good idea of the two spirals found in this shell.

Fig. 215.

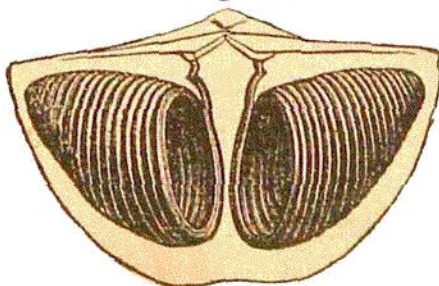

*Spirals in Spirifer.*

Fig. 216.

*Calceola sandalina*.

A quite peculiar genus of Brachiopods is the *Calceola sandalina*, named from its resemblance to a shoe, and shown on Fig. 216.

Of the Conchifera or Acephala, we give only one species in Fig. 217, the *Posidonomya Beecheri*. We give two Cephalopoda. Fig. 218 shows the *Goniatites costulatus*, and Fig. 219, the *Cyrtoceras undulatus* of the Corniferous Limestone.