


the beautiful *Trigonia caudata*, and Fig. 337 the *Hippurites toucasiana*—a genus quite characteristic of the chalk. Figs. 338 and 339 show a side and a flat view of *Inoceramus sulcatus*.

Fig. 338.



*Inoceramus sulcatus*

Fig. 339.



*Inoceramus sulcatus.*

Among the univalves, Fig. 340 shows the *Turritella catenatus*.

Fig. 340.





Fig. 341.

*Turritella catenatus.*



Fig. 342.

*Scaphites Yranni.*



*Ancyloceras Matheronianus*